
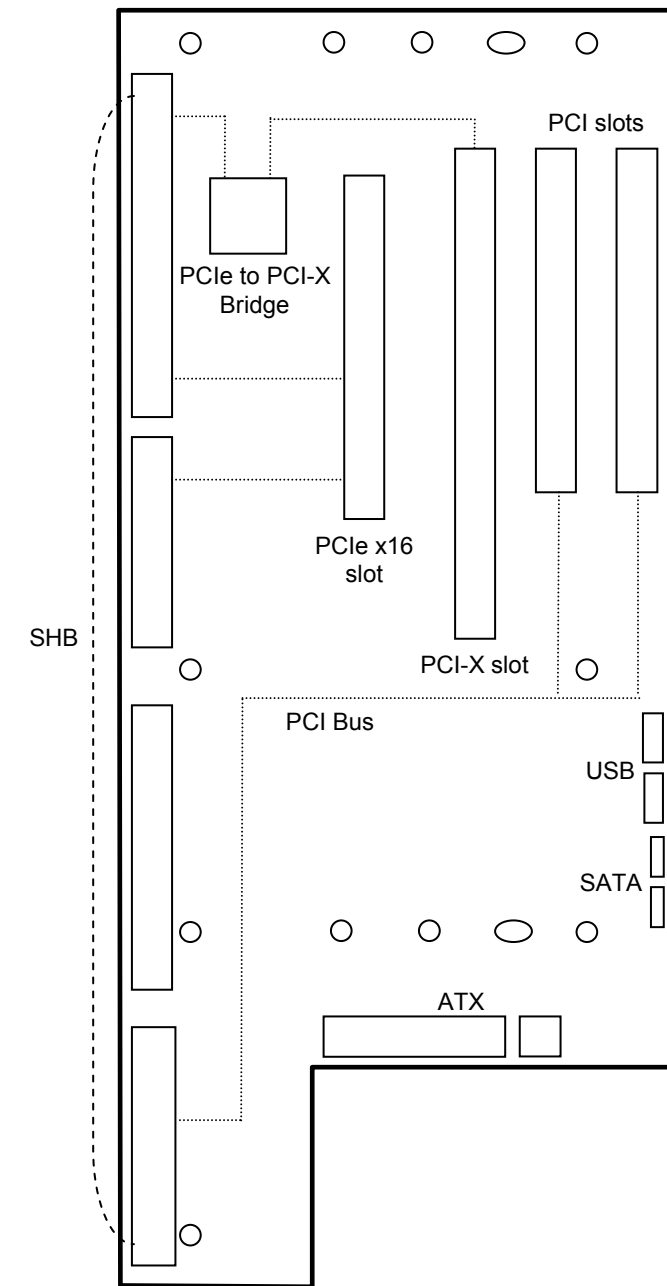


EBP-5E1 PICMG 1.3 Backplane

Backplane Layout



Block Diagram

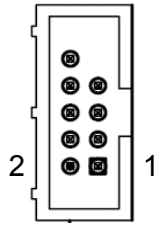


Specifications

Form Factor	PICMG 1.3 Backplane for full-size SHB
Dimensions	330 mm x 153 mm
SHB Slots	1
PCI Express Slots	1 PCIe x16
PCI/PCI-X slots	2 PCI, 1 PCI-X
Peripheral Connectors	2 USB connectors (4 ports), 2 SATA connectors
Misc. Connectors	2 Fan connectors, Power/Reset connectors
Power Requirement	ATX (1x 24-pin ATX connector, 1x 4-pin ATX 12V connector)

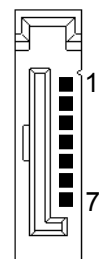
Connectors

USB1/2 Connector



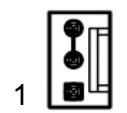
Pin	Signal
1	USBVCC
2	USBVCC
3	USB_N1
4	USB_N2
5	USB_P1
6	USB_P2
7	Ground
8	Ground
9	N/A
10	NC

SATA1/2 Connector



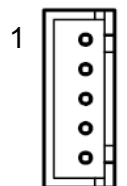
Pin	Signal
1	Ground
2	TXP
3	TXN
4	Ground
5	RXN
6	RXP
7	Ground

FAN1/2 Connector



Pin	Signal
1	Ground
2	+12V
3	NC

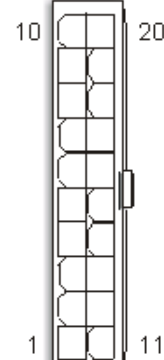
JP1 - LED Connector



Pin	Signal
1	Ground
2	+5V
3	+3.3V
4	+12V
5	-12V

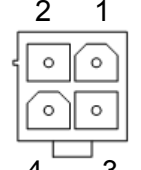
Connectors

ATX Power Connector (CN1)



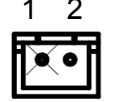
Pin	Signal	Pin	Signal
1	+3.3V	11	+3.3V
2	+3.3V	12	-12V
3	Ground	13	Ground
4	+5V	14	PS-ON
5	Ground	15	Ground
6	+5V	16	Ground
7	Ground	17	Ground
8	PW-OK	18	-5V
9	5VSB	19	+5V
10	+12V	20	+5V

ATX 12V Connector (CN2)



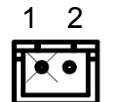
Pin	Signal
1	GND
2	GND
3	+12V
4	+12V

Power Button Connector (CN3)



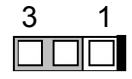
Pin	Signal
1	PWRBT
2	GND

Reset Button Connector (CN4)



Pin	Signal
1	RSTBT
2	GND

JP2 - PCI VIO Jumper



Pins	Function
1-2 shorted	5V
2-3 shorted	3.3V (default)



Advance Technologies
Automate the World

Contact ADLINK

Web: <http://www.adlinktech.com>
Service: service@adlinktech.com

Tel: +886-2-8226-5877 Fax: +886-2-8226-5717

Copyright © 2010 ADLINK Technology Inc.
Contents and specifications subject to change without notice.